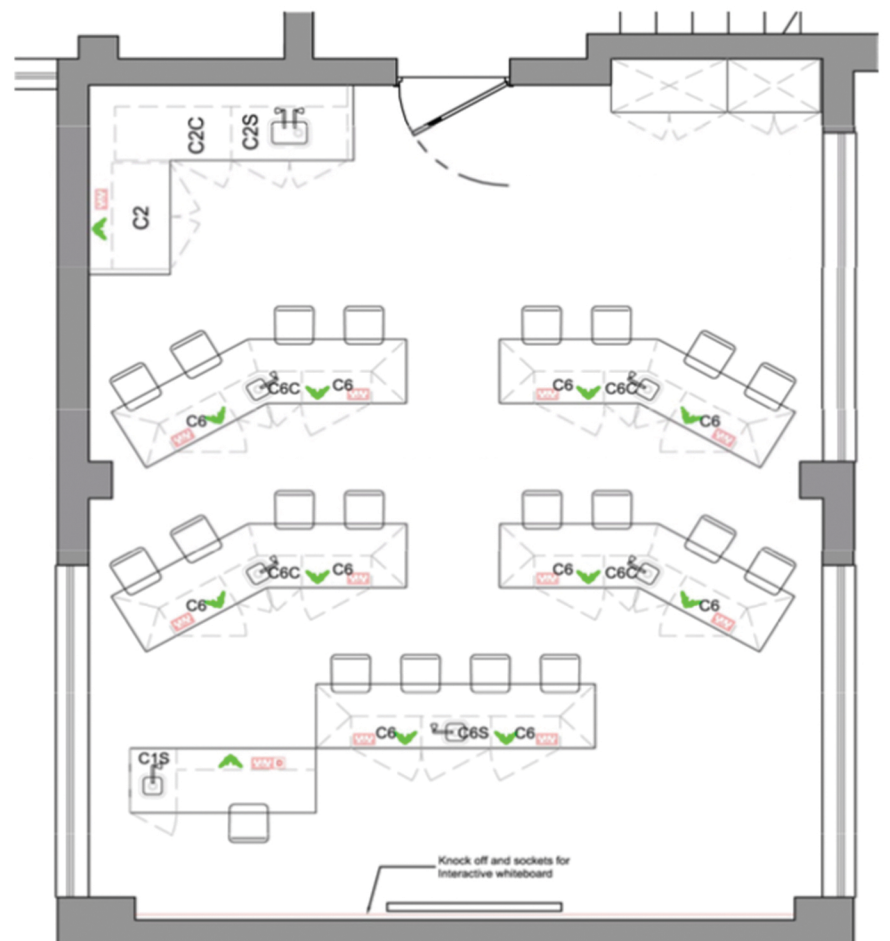




School Laboratory Furniture and Design



School Laboratory Furniture and Design

Our school laboratory furniture solutions will meet your requirements and provide a contemporary design delivering science laboratory furniture that complies with all the necessary regulations.

It is very important to us that the teachers and pupils benefit from the best educational environment to promote excellent results and overall satisfaction. We can tailor our products and services to your budget and timescales required so that you receive the best value for money at a very high standard.

We will manage your project from start to finish. Our services provide free consultation and planning and design that can offer substantial savings on professional fees.

During the initial site visit our knowledgeable staff will discuss your requirements and the various design layouts suitable for the room.

Our design team will then produce detailed CAD drawings and 3D classroom renders of the proposed classroom layout based on your requirements. Our estimating department will then provide a detailed cost breakdown of the proposed layout including a detailed scope of works.

There are many alternative layouts to choose from depending on the way the teacher prefers to conduct their lessons.

These mainly are linear , peninsular , island pods , wing or curved with a void provided to safely hide and accommodate the different services such as gas , water and electrical supplies.


Storage can be incorporated in to these designs to house sinks , trays or shelving. Our teacher wall units are becoming very popular now with sliding whiteboards , projector screens , interactive whiteboards and touch screens.


Contact Details:

Tel: **0844-8000-160**

Email: **info@furnitureandrefurbishment.co.uk**



Websites: **www.furnitureandrefurbishment.co.uk**
www.schoollaboratoryfurniture.co.uk

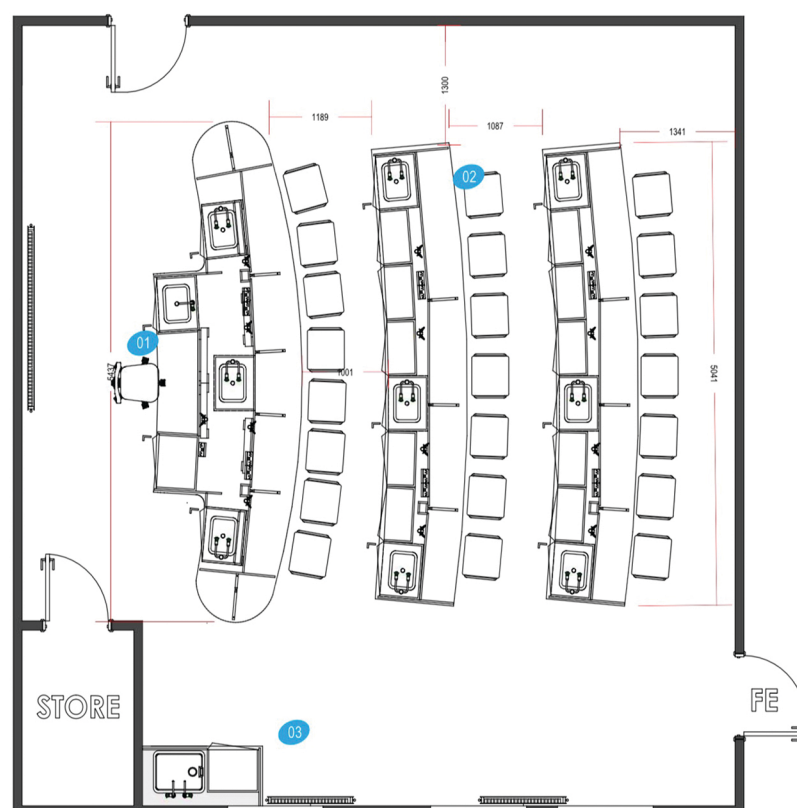
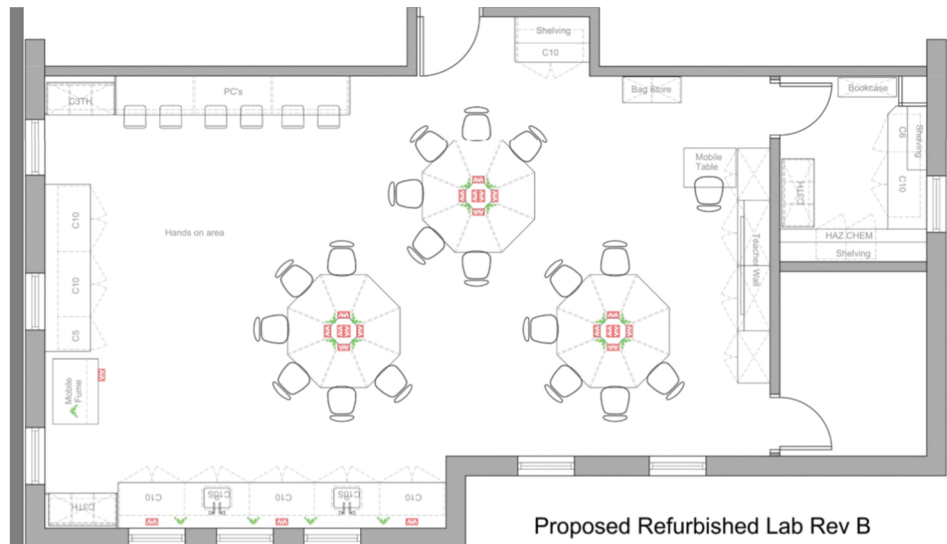







Typical layouts







MORE FROM WOOD.

Discover the EGGER Decorative Collection with 297 laminate decors to choose from.

» Try our new Laminate Design Wall

EGGER uni colour, woodgrain and material decors, all in one place.

TRAY COLOURS

Gratnells

Metal Frame Colours

- Cool blue
- Cyan
- Tangerine
- Yellow
- Red
- Line
- Apple green
- White
- Light grey
- Charcoal

Edge Options

- Light oak
- Maple
- Japanese ash
- Beech
- Ply effect
- Red
- Blue
- Green
- Yellow
- Light grey
- White

Tray Colours

- Red
- Yellow
- Blue
- Green
- Cyan
- Pink
- Purple
- Tangerine
- Lime
- Blueberry jelly
- Strawberry jelly
- Kiwi jelly
- Grape jelly
- Lemon jelly
- White
- Light grey
- Shallow & Deep
- Clear

Tray Sizes

- Shallow Tray: W312 x D427 x H75mm
- Deep Tray: W312 x D427 x H150mm
- Extra Deep Tray: W312 x D427 x H225mm
- Jumbo Tray: W312 x D427 x H300mm

Laminate Design Wall

With 297 laminates in woodgrain, uni colour and material decors, we have a palette for creating eye-catching interiors. Just **drag and drop** the decors from the wall into any order you like, or pick out your favourites to see how they compare or contrast. Then easily **order samples** for free.

Your chosen decors

Drag and drop your favourite decors here:

- H1486 ST36 Pasadena Pine
» See more & order samples
- F105 ST15 Torano Marble
» See more & order samples
- U773 ST9 Dusk Grey
» See more & order samples

Order 85 by 85mm samples

Support your planning with 85 x 85mm decor samples to create inspiring mood boards.

» Order samples

Quick and easy visualisation

Discover more ways to see EGGER decors in application. No matter what project you are planning our services can support you in your design phase and help you to reduce development time.

» Find out more

Order a free swatch

Have the entire EGGER Decorative Collection 2017 - 2019 at your fingertips by ordering a swatch today.

» Order swatch

POLYFLOR

POLYSAFE STANDARD

Heavy-duty safety flooring

NEW

Elmwood 4520 w/r 9610	Ash Grey 4540 w/r 2090	Cool Aqua 4570 w/r 4570	Storm Blue 4560 w/r 4910
Autumn Beige 4140 w/r 9610	Silver Birch 4020 w/r 9200	Cedar Blue 4060 w/r 9040	Lilac Blue 4580 w/r 4580
Maple Fawn 4030 w/r 4030	Alpine Green 4110 w/r 4110	Arctic Blue 4130 w/r 4130	Nordic Grey 4090 w/r 8680
Antique Copper 4120 w/r 4120	Redwood 4040 w/r 9230	Twilight 4490 w/r 4490	Black Walnut 4150 w/r 8640

For continually wet areas please refer to our Polysafe Hydro range.

POLYFLOR
COVERING THE WORLD



Stool
Plastic Seat
Cantilever Metal Frame



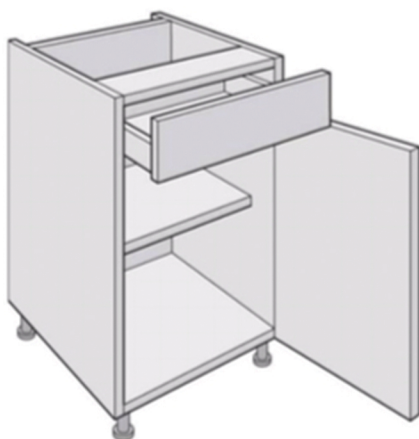
Seat Colours
Beech Blue Green Clear Red Yellow
Lacquer



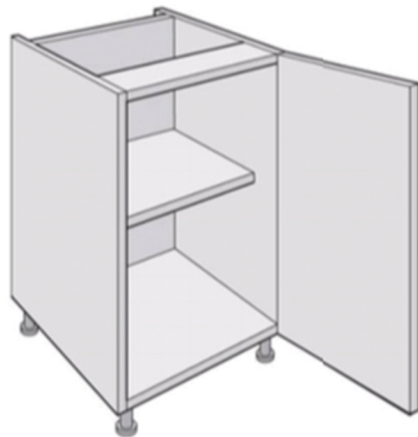
Standard Science Laboratory Items



C5 (teacher desk)
Single door Cupboard Unit
500w, 500d, 834 high



C5D (teacher desk)
1 Drawer Cupboard Unit
500w, 500d, 834 high



C6N
Single Door Cupboard Unit
600w, 300d, 834 high



C10T
18 Gratnell Tray Unit
1050w, 500d, 834 high



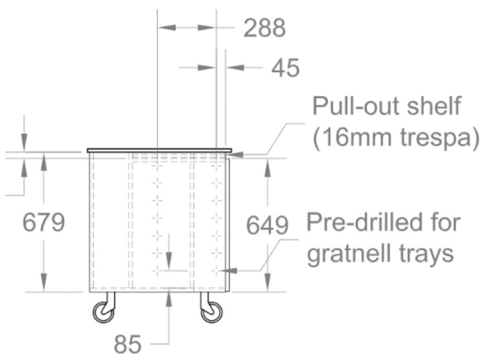
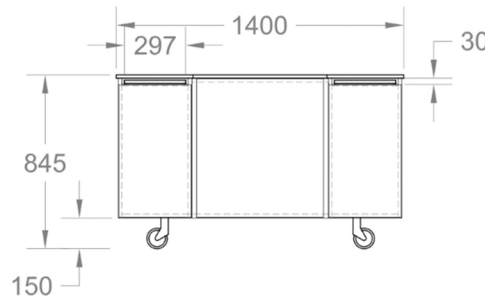
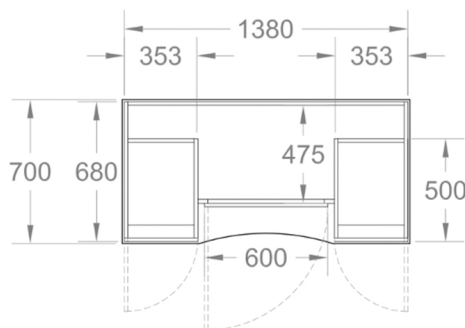
C10/S
Double Door Cupboard/Sink Unit
1000mm wide, 500mm deep,
834mm high



C10C
Double Door (Lockable) Corner Unit
1000w, 500d, 884 high

Mobile Science Bench

Teach science anywhere in your school with
a fully functional, mobile science laboratory



Mobile science trolley
2no. single 7 tray units, 3 no. lockable doors
Plus deep void for services
Grey carcasse marine blue door



Teacherwall



Teacherwall Unit (as shown on Proposal 4)
Whiteboards, with open shelving either side



Teacher Wall, with sliding whiteboard doors
Low Storage can be gratnell trays or standard cupboards



